

# Canvas



# Accessing Canvas

You can Access Canvas on a web browser on any device at:

<https://apsva.instructure.com/login/canvas>

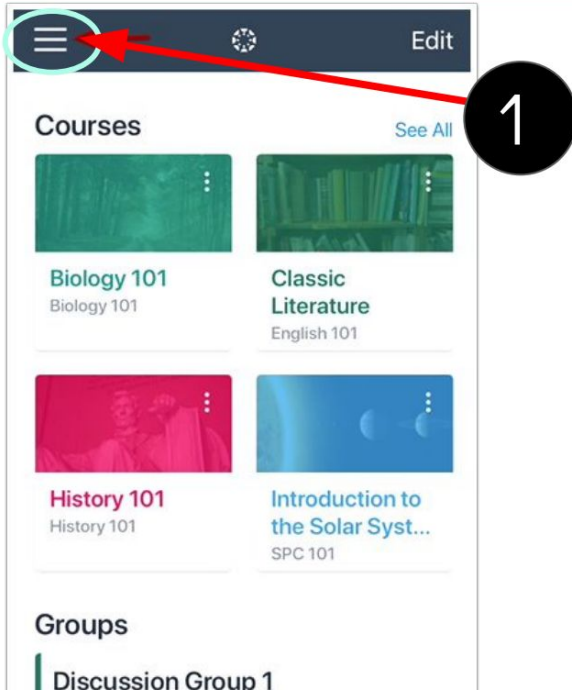
- \* Parent Canvas App 
- \* Student Canvas App 

The Parent Canvas app is limited in some features, so the web version is better for things like viewing grades and feedback.

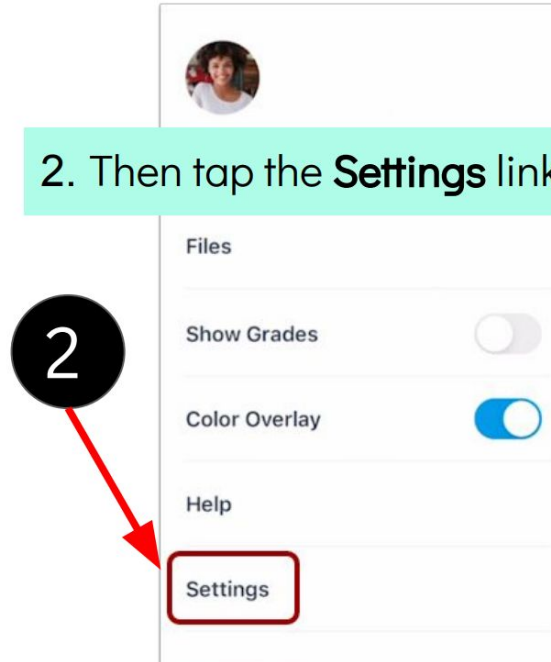


# If your student is on an iPad using the Canvas Student app follow these four (4) steps to generate a pairing code

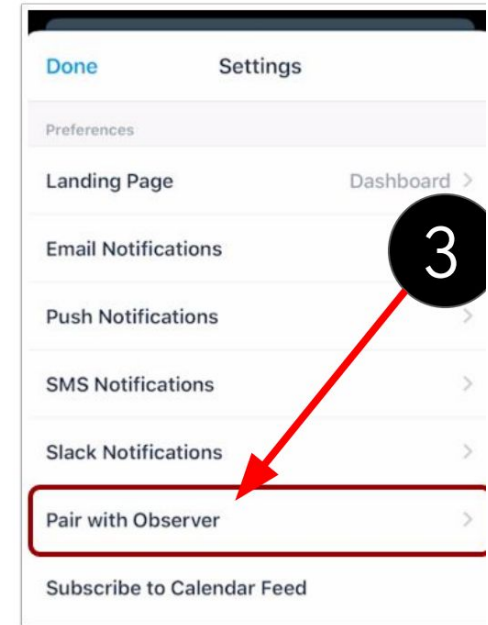
1. On the Dashboard, tap the **Menu** icon.

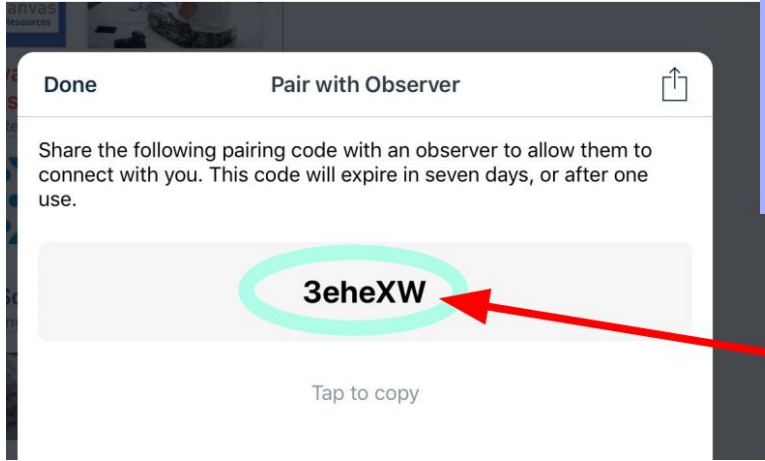


2. Then tap the **Settings** link.




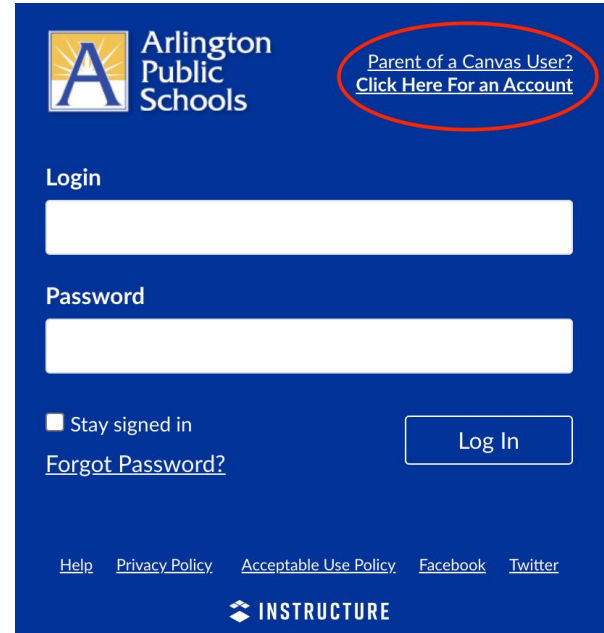
3. Tap **Pair with Observer**





4. A pairing code is generated. The code will expire after 7 days or after one use. If you do not pair your accounts within that time frame, you will need to generate a new code. **Write down the code.**


 Codes are case-sensitive.



Additionally, parents can choose to download the **Canvas Parent App** on a mobile device ([iOS](#) or [Android](#)). Once downloaded, tap the app icon to open it.




- Tap the **Find my school** button.
- When prompted with **What's your school's name?** type **Arlington Public Schools** – a list of options will appear.
- Select **Arlington Public Schools - Parents**. Do *not* select Arlington Public Schools/**NE**
- Log in using the same login (email) and password you used to create your account via the browser.



# Viewing Feedback

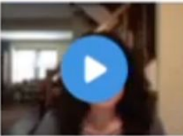
- \* The best way to view teacher feedback on students' work is through Parent Canvas on the web, or through the Student App on the APS iPad.
  - \* This is not available on the Parent Canvas App.
1. Tap the Course
  2. Tap Grades
  3. Tap the Assignment
  4. Tap the Conversation Bubble
    - a. Feedback opens below

The screenshot displays the Parent Canvas interface. At the top, there are filters for 'Course' (set to 'ITC test course') and 'Arrange By' (set to 'Due Date'), with an 'Apply' button. Below these are tabs for 'Assignments' and 'Learning Mastery'. A table lists assignments with columns for 'Name', 'Due', 'Status', 'Score', and 'Out of'. One row is highlighted in light blue, showing 'Video feedback assignment in Canvas Assignments' with a score of 0. A red circle highlights a hand icon in the rightmost column of this row. Below the table is a 'Comments' section with a 'Close' link. A comment is visible, stating 'This is a media comment.' followed by a video player thumbnail with a play button and a timestamp of 'Oct 14 at 3:13pm'.

Name	Due	Status	Score	Out of	
Video feedback assignment in Canvas Assignments			-	0	

Comments [Close](#)

This is a media comment.

 . Oct 14 at 3:13pm



# Canvas Parent Access & Info

- APS has curated many helpful guides and resources for our families to help learn about Canvas.
  - How to view Feedback in Canvas with a web browser: <https://youtu.be/YG3j8OkimgM>
  - How to view Feedback in Canvas on Student iPad App: <https://youtu.be/HoFHhsjHS-Y>
  - Canvas Parent App Overview: <https://youtu.be/t-5sWZODhY8>
    - Ready for more? In-depth overview: <https://youtu.be/xZuGmlajmM>
  - APS Canvas info for Parents:
    - [Homepage](#)
    - [Setup Guide](#)
    - [On iPad](#)
    - [On Laptop](#)
  - APS Parent Academy <https://parentacademy.apsva.us/>
  - Many Canvas tutorials for students on MS Student Technology Tutorials page <https://www.apsva.us/ms-student-technology-tutorials/>
- These resource are on APS's website, and Gunston's website for you.
- Questions? Call the Family Technology Call Center at 703-228-2570.

